



# KONE E MINISPACE™ DX VISUAL OPTIONS

This reliable and cost-effective elevator solution for residential buildings is durable, connected, easy to maintain, and available with clear specifications and carefully selected design options.

## KEY SPECIFICATIONS



API  
ready



Connected



Max. load capacity  
1,350 kg



Max. speed  
3.0 m/s



Max. travel  
160 m



Max. floors  
63



Max. persons  
18



Max. group size  
4

ATTRACTIVE, DURABLE WALL, DOOR, AND FLOORING OPTIONS

WALL MATERIALS

BRUSHED STAINLESS STEEL

ST4 Silver brushed stainless steel ST4AFP with anti-fingerprint coating

ST4LH Silver long hairline

ST2 Gold brushed stainless steel ST2AFP with anti-fingerprint coating

ST5 Copper brushed stainless steel ST5AFP with anti-fingerprint coating

ST6 Bronze brushed stainless steel ST6AFP with anti-fingerprint coating

ST7 Carbon black brushed stainless steel

ST8 Champagne Gold brushed stainless steel

CB Carbon black short brushed stainless steel with Anti-fingerprint coating

ST43 Silver brushed stainless steel

ST43LH Silver long hairline

ST37S Silver Chain, etched stainless steel

ST40S Silver Polygon, etched stainless steel

TS2 Flemish linen

K Scottish Quad

PAINTED STEEL

PP10FT Pure White, fine textured painted steel

PP18FT Linen Brown, fine textured painted steel

PP20FT Wool Gray, fine textured painted steel

METALLIC PAINTED STEEL

METP1FT Champagne, fine textured metallic painted steel

METP7FT Metallic Black, fine textured metallic painted steel

MS1 Metallic Champagne Printed Steel

MS2 Metallic Coffee Printed Steel

MS3 - Metallic Grey Printed Steel

MIRROR-POLISHED STAINLESS STEEL

MP1 Silver mirror polished stainless steel

MP4 Copper mirror polished stainless steel

MP5 Carbon black mirror polished stainless steel

WOODEN PRINTED STEEL

WS1 Light wooden printed steel

WS2 Warm wooden printed steel

WS3 Dark wooden printed steel

DOOR MATERIALS

BRUSHED STAINLESS STEEL

ST4 Silver brushed stainless steel ST4AFP with anti-fingerprint coating

ST4LH Silver long hairline

ST2 Gold brushed stainless steel ST2AFP with anti-fingerprint coating

ST5 Copper brushed stainless steel ST5AFP with anti-fingerprint coating

ST6 Bronze brushed stainless steel ST6AFP with anti-fingerprint coating

ST7 Carbon black brushed stainless steel

ST8 Champagne Gold brushed stainless steel

CB Carbon black short brushed stainless steel with Anti-fingerprint coating

ST43 Silver brushed stainless steel

ST43LH Silver long hairline

ETCHED STAINLESS STEEL

ST36S Silver Graphics, etched stainless steel

ST37S Silver Chain, etched stainless steel

ST40S Silver Polygon, etched stainless steel

ST41S Silver Polygon, etched stainless steel

ST42S Silver Circle, etched stainless steel

PAINTED STEEL

PP10FT Pure White, fine textured painted steel

PP18FT Linen Brown, fine textured painted steel

PP20FT Wool Gray, fine textured painted steel

METALLIC PAINTED STEEL

METP1FT Champagne, fine textured metallic painted steel

METP7FT Metallic Black, fine textured metallic painted steel

FLOOR MATERIALS

MARBLE TILES

MT1 Elegant Black

MT2 Frosty Gray

MT3 White Marble

ETCHED STAINLESS STEEL

ST37S Silver Chain, etched stainless steel

ST40S Silver Polygon, etched stainless steel


TS2 Flemish linen

K Scottish Quad

TEXTURED STAINLESS STEEL

TS2 Flemish linen

K Scottish Quad



\* Anti-stain, anti-fingerprint coating: This specialized coating helps keep colored stainless steel elevator materials looking as good as new by preventing staining and making fingerprints less visible.

PVC FLOOR MATERIALS

SINGLE-COLOR PVC

D6 Light Brown PVC

D25 Rocky Gray PVC

D32 Nordic White

D33 Sandstone Brown

D34 Laurent Black

PATTERNED PVC

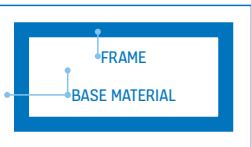
DG07

DG15 Himalayan Grey

DG16 Warm Sand

DG17 Grey Sand

PVC FLOOR CUSTOMIZATION



USER-FRIENDLY SIGNALIZATION

KDS 220 - CAREFULLY CRAFTED RELIABILITY

The KDS 220 signalization family provides excellent usability and reliability in a timeless design. Bright contrast LED or LCD displays and black and white operating buttons provide clear guidance for passengers inside the elevator car and on landings, while the sleek steel and tempered glass materials are stylish and durable.

CAR OPERATING PANEL (COP)

Faceplate finishes  
Brushed stainless steel with anti-fingerprint coating (AFP)

Display  
7-segment, dot-matrix. STN LCD  
Amber LED, White LED

Mounting types  
Surface mounted: landing, partial height & horizontal COP  
Flush mounted: full-height COP

Buttons  
Round surface mounted, Braille as an option, Square surface mounted with braille for EN81-70-2018, Relief marking round surface button for EN81-70\_2021\_A1

Partial height COP

Full height COP

LANDING DEVICES

Duplex LCI

Simplex LCI

BUTTONS

Silver stainless steel with Braille

Black glass

Silver stainless steel

Relief marking round surface

HALL LANTERNS & INDICATORS

HI

HL

LANDING CALL STATION

LCS without indicator

FINISHES

ST4AFP

KSS 280 – MODERN DURABILITY

The KSS 280 signalization family is designed to provide simple, reliable guidance in low and medium-rise residential buildings.

Available with a partial or full-height COP, it features a sleek, hardwearing stainless steel faceplate and clear segmented LCD displays for the COP and landing devices.

KSC 286 Partial height, Surface mounted

KSC 288 Full height, Flush mounted

KSC 276 Full height, Flush mounted

KSL 280

KSL 284

KSL 286 Simplex

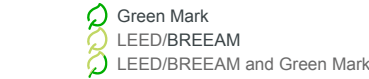
KSL 286 Duplex

KSI 286

KSH 280

KSJ 280


KSL 270




reddot design award winner 2012

## ACCESSORIES


### CEILINGS



CL70  
Lighting: LED stripes  
Finishing: ST4



CL71  
Lighting: LED stripes  
Finishing: ST4, ST43



CL82  
Lighting: LED spot  
Finishing: ST4, ST43, PP10FT, MP1



CL80  
Lighting: LED spot  
Finishing: ST4, ST43, PP10FT, MP1



CL91  
Lighting: LED tubes  
Finishing: ST4, PP10FT, ST43



CL103  
Lighting: LED tubes  
Finishing: ST4, ST43



CL109  
Lighting: LED PCB  
Finishing: ST4, PP10FT



CL12  
Lighting: LED  
Finishing: ST43, PP10FT



LF15  
Lighting: LED PCB  
Finishing: MP1



LF18  
Lighting: LED Strip  
finishing: ST4, ST43, MP1, PP10FT



LF19  
Lighting: LED spot  
Finishing: ST4, ST43, MP1, PP10FT

### HANDRAILS



HR24R  
Silver brushed stainless steel AISI304



HR31  
Round aluminum with black plastic end



HR61  
Silver, gold, copper, bronze, champagne gold, or carbon black brushed stainless steel



HR64  
Brushed stainless steel, silver, gold, copper, bronze, champagne gold, carbon black or P70 anti-bacteria finishing



ST4



ST2



ST5



ST6



ST7



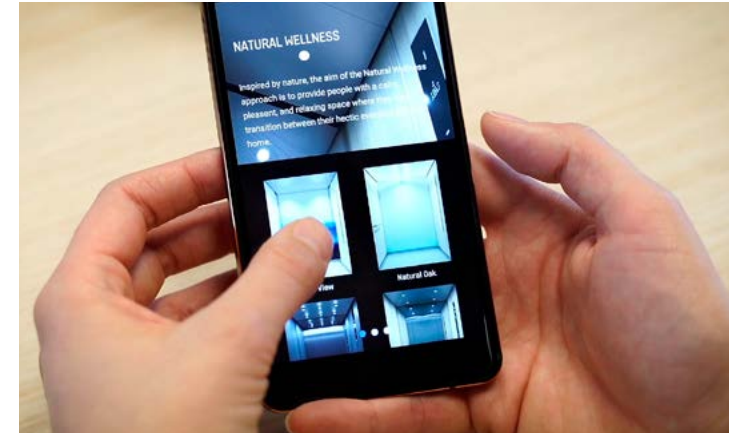
ST8



P70  
Anti-bacteria

## BUILD SMARTER

Our next-generation planning tools help you save time, make the right decisions first time, and plan your elevator down to the very last detail.



### KONE CAR DESIGNER

Check out our themed design directions or create your own unique car interior by combining materials, lighting, and accessories, then bring your vision to life with 3D modeling.

### CHECK OUT OUR PLANNING TOOLS

[www.kone.com](http://www.kone.com)



### SKIRTING



SK1  
Silver, gold, copper, bronze, or carbon black brushed stainless steel



ST4



ST2



ST5



ST6



ST7



ST8



ST43